

Structural Changes in U.S. Agriculture: Financial Performance of Farms in Transition

Dr. Ani Katchova
University of Kentucky, USA

Presentation at the 114th EAAE Seminar
‘Structural Change in Agriculture’, Berlin, Germany, April 15 - 16, 2010

Presentation outline

- ▶ **Structural changes in US agriculture: transitioning of farms from retired to beginning farmers**
 - ▶ Issues, farmer needs, and research questions
 - ▶ Trends and statistics for the U.S.

- ▶ **Analysis of the financial condition of transitioning farmers**
 - ▶ Regression analysis predicting financial stress
 - ▶ Recommendations for educational programs



Structural changes in US agriculture: the issues

- ▶ Over the next decade half of the farmers will retire and will be replaced by beginning farmers.
 - ▶ Farmers face financial, production, price, legal, and human risk
 - ▶ Need to ensure farm sustainability, reduce risk and avoid disruptions
- ▶ **Definitions**
 - ▶ Beginning farmers: with 10 years or less of experience
 - ▶ Retired farmers: consider themselves retired from farming



Structural changes in US agriculture: farmer needs

- ▶ **Beginning farmers need to:**
 - ▶ Develop managerial skills
 - ▶ Obtain financing to acquire capital
 - ▶ Operate a profitable business

- ▶ **Retiring farmers need to:**
 - ▶ Implement farm succession and estate planning
 - ▶ Provide income stream for their retirement

- ▶ **Network is needed that matches beginning and retiring farmers**



Current projects

- ▶ **Beginning Farmer Project in Kentucky, USA**
 - ▶ Funded by USDA
 - ▶ 3 year project

- ▶ **Farm Transitions Project in Kentucky, USA**
 - ▶ Funded by the Southern Risk Management Education Center
 - ▶ 1 year project

- ▶ **Activities**
 - ▶ Provide production, management, financial, and legal training
 - ▶ Training to farmers and county extension agents
 - ▶ Develop mentorship programs and farm transition network
 - ▶ Need for applied research



Structural changes in US agriculture: research questions

- ▶ Who are transitioning farmers? What are their characteristics?
- ▶ What determines their financial performance and stress?
- ▶ How do they start or exit farm businesses? Farm transfers?
- ▶ What is the structure of their businesses? Enterprise choices, financing, asset acquisition?
- ▶ What educational materials, knowledge, and skills will help them be successful?



Objectives of this study

- ▶ To provide benchmark characteristics and demographics of transitioning farmers
 - ▶ Demographics, choice of enterprises, land tenure, etc.
- ▶ Analysis of financial performance
 - ▶ Study the factors affecting their financial performance and financial stress
 - ▶ Use of critical zones of financial ratios to indicate stress



Data

- ▶ **USDA's Agricultural Resource Management Survey (ARMS)**
 - ▶ National farm-level survey data for approximately 20,000 farm households every year.
 - ▶ USDA's primary source of information.
 - ▶ Data on the financial condition, production practices, resource use, and economic well-being of America's farm households.
 - ▶ Allows for regional analysis
 - ▶ Statistics for years 2005-2008

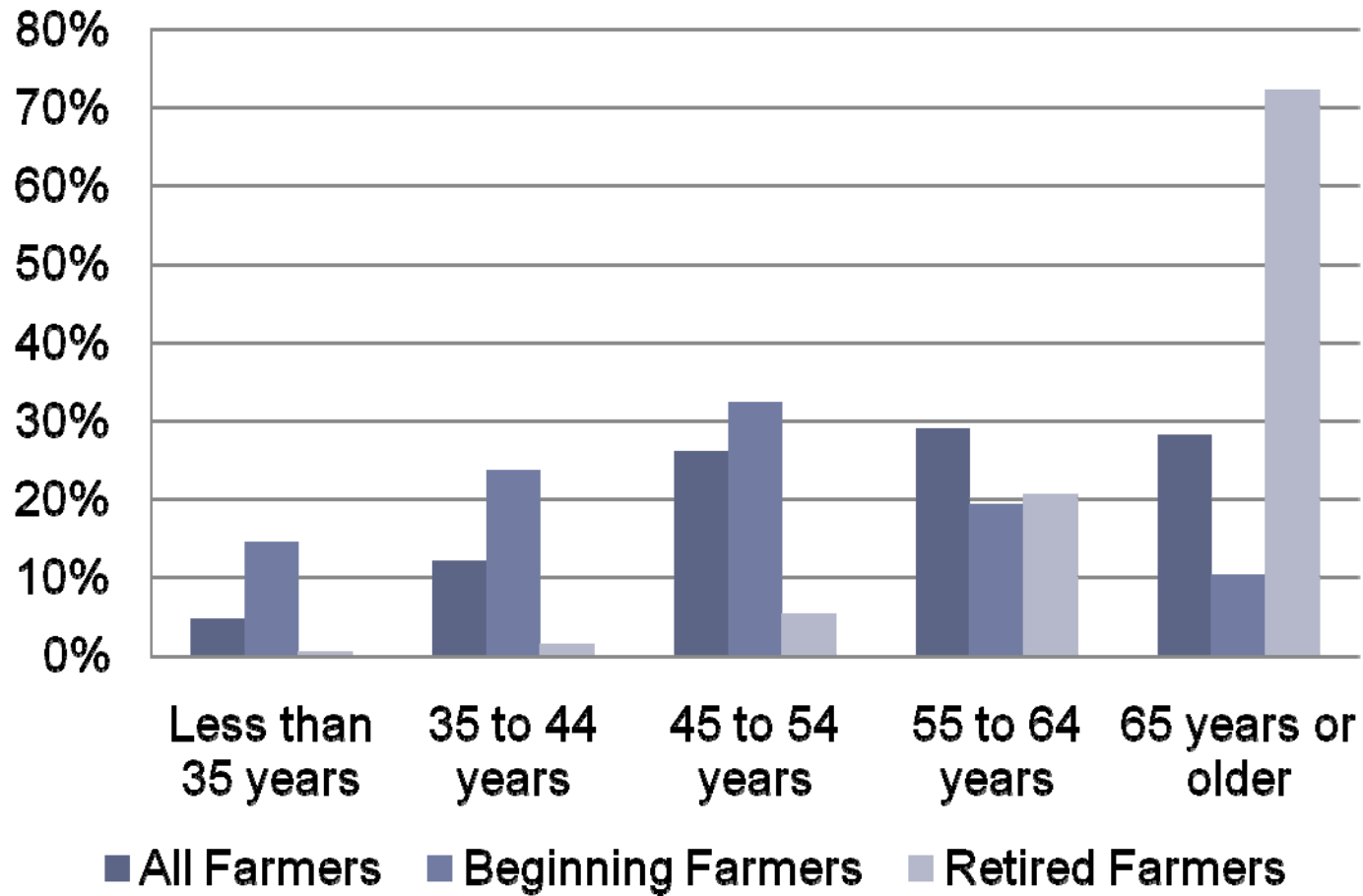


Farmer benchmark characteristics

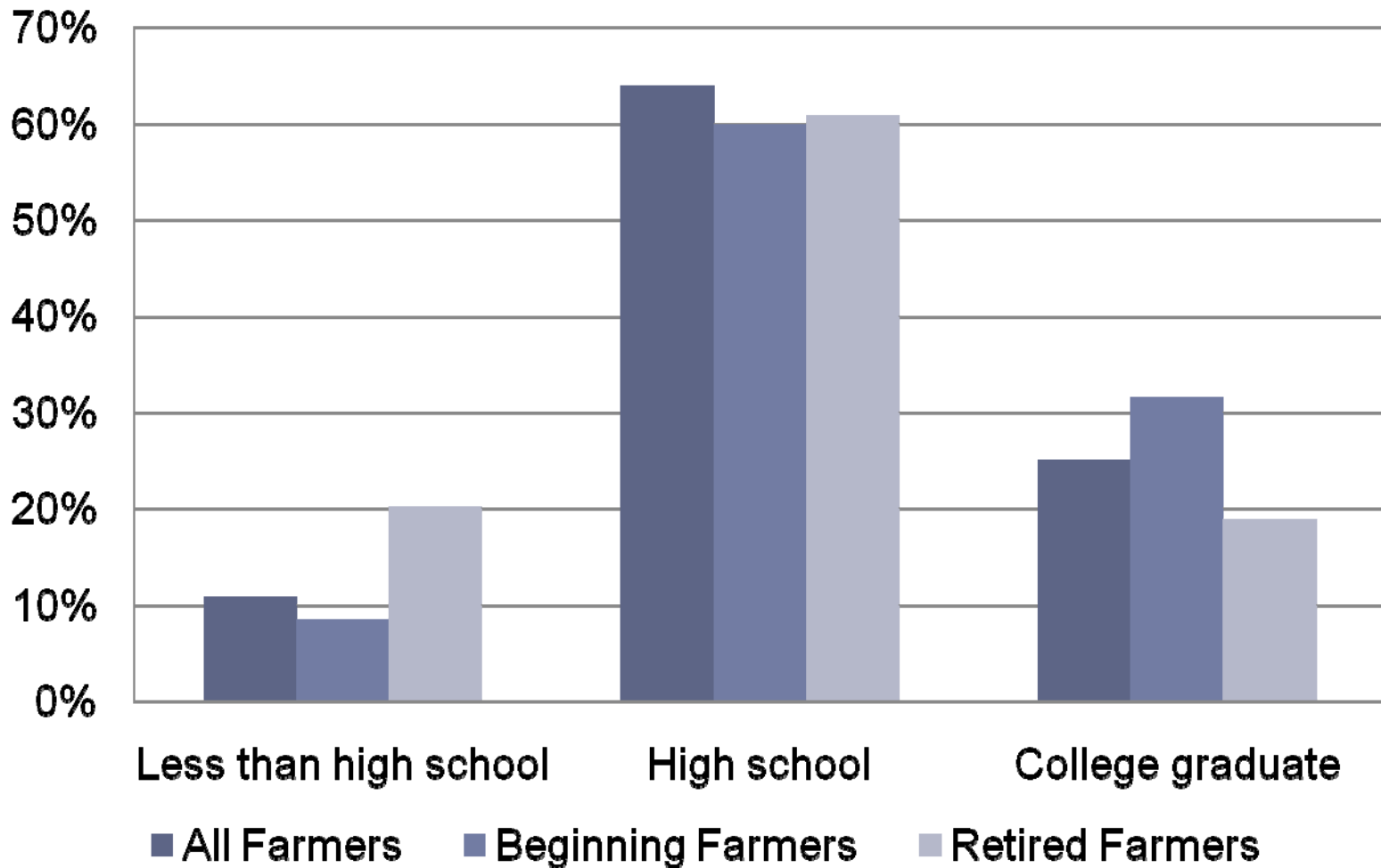
	All Farmers	Beginning Farmers	Retired Farmers
Male	90%	85%	85%
Female	10%	15%	15%
Age (years)	56.9	48.2	69.6
College graduate	25%	32%	19%
White	96%	95%	95%
Black	2%	2%	2%
Hispanic	2%	4%	2%



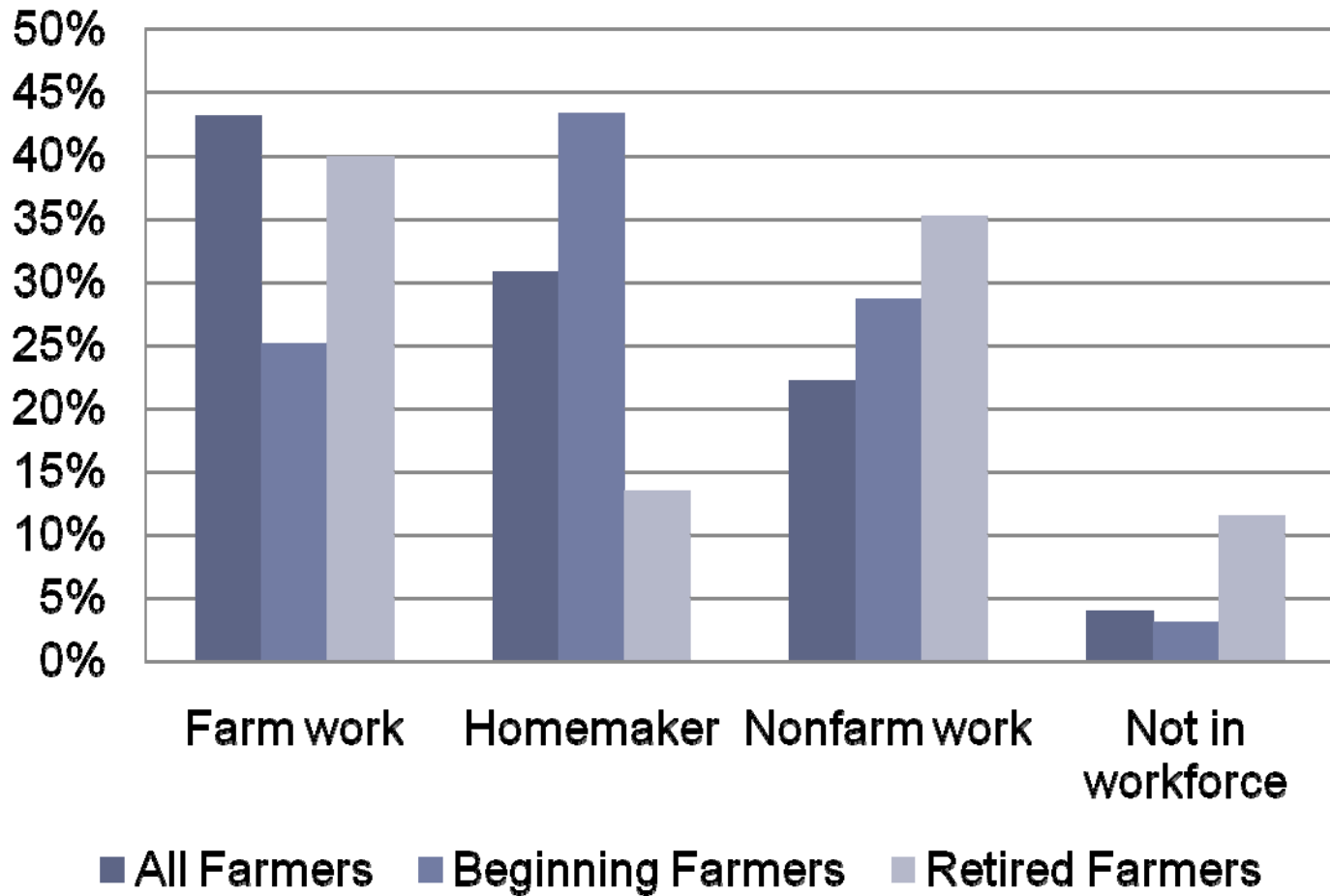
Operator age distribution



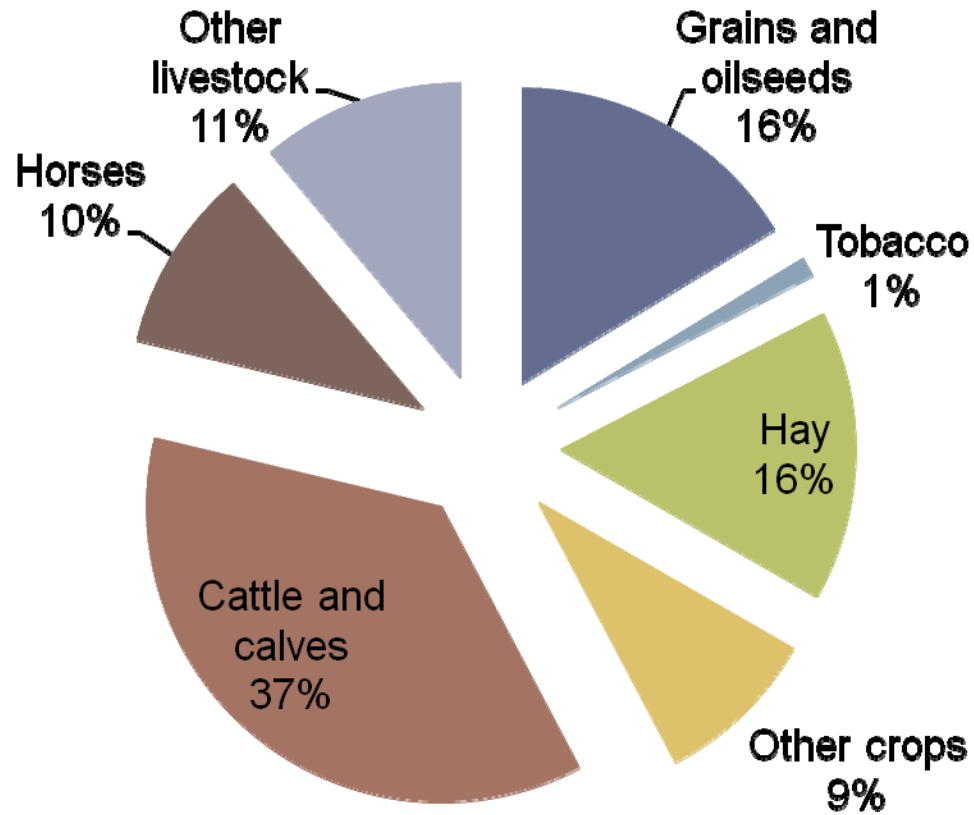
Farmer education



Farmer primary occupation



Farm types



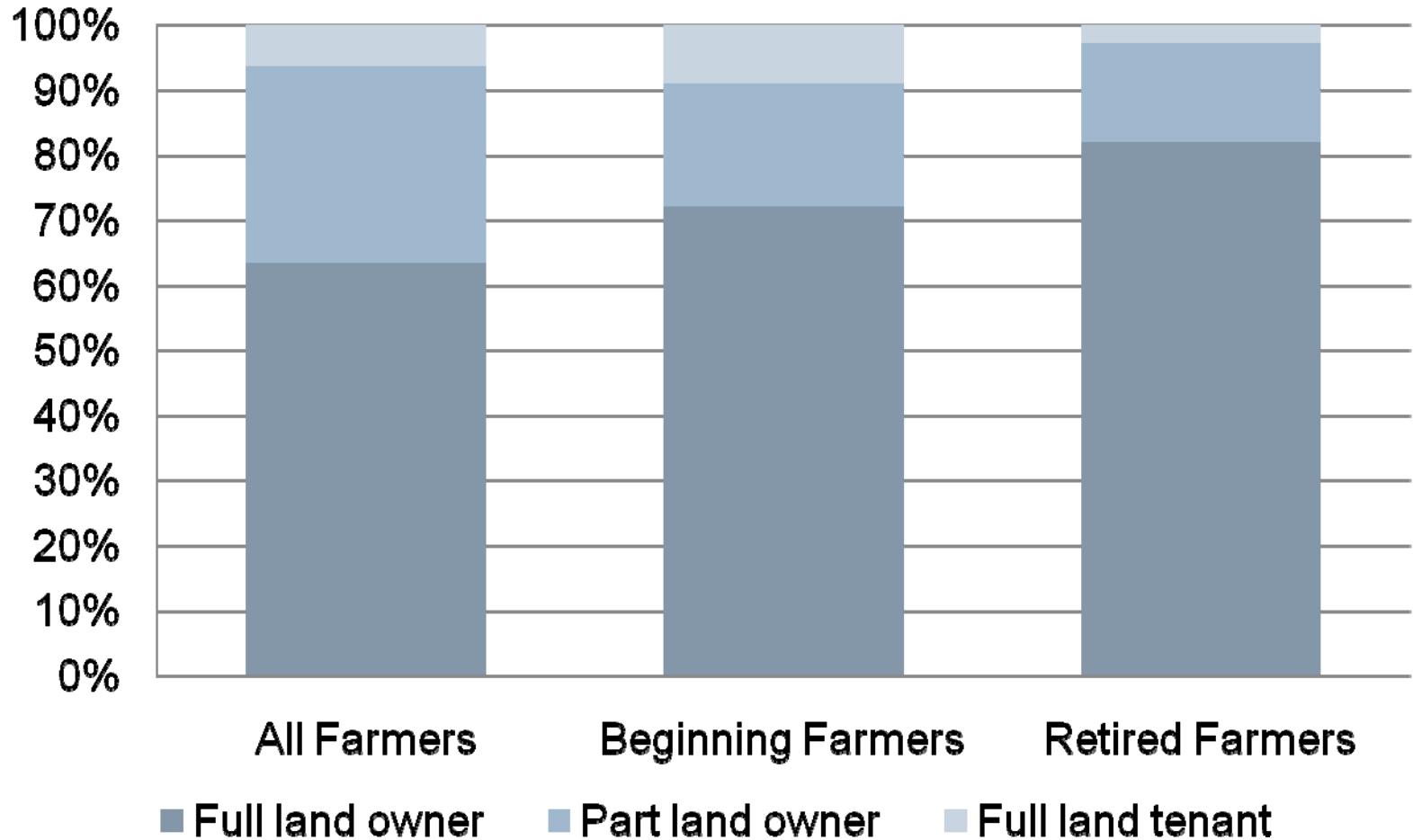
Land ownership and tenure

	All Farmers	Beginning Farmers	Retired Farmers
Acres operated	422	231	182
Land tenure	89%	89%	114%

Land tenure is the proportion of owned land to all land operated.



Land ownership and tenure



Demographic characteristics

Variables	All Farmers	Beginning Farmers	Retired Farmers
Age	57.07	45.74	68.53
Education (category)	2.15	2.24	2.02
Male	0.89	0.85	0.86
Household size	2.60	3.12	2.05
Sole proprietor	0.82	0.85	0.85
Hobby farm	0.68	0.76	0.87
Livestock farm	0.59	0.64	0.54
Gross sales (\$1,000)	110.49	66.19	38.73
Government payments (\$1,000)	4.63	2.08	2.72
Total off-farm income (\$1,000)	71.95	85.79	59.48



Summary of results

- ▶ **Beginning famers are:**
 - ▶ Younger
 - ▶ More educated
 - ▶ Have smaller farms
 - ▶ Have more off-farm income
 - ▶ Have lower participation in gov programs
- ▶ **Retiring farmers are:**
 - ▶ Older
 - ▶ Less educated
 - ▶ Have smaller farms
 - ▶ Have less off-farm income
 - ▶ Have lower participation in gov programs
- ▶ This information can help in the development of better targeted programs for beginning/retired farmers.



Research on Financial Condition/Stress of Beginning farmers

- ▶ Financial stress is when financial ratios (liquidity, solvency fall in the critical/red zone)
- ▶ Need to understand the predictors of financial stress for beginning and retiring farmers
 - ▶ Understanding financial stress is particularly important in the current economic situation
 - ▶ Lenders are interested/ have programs for beginning farmers

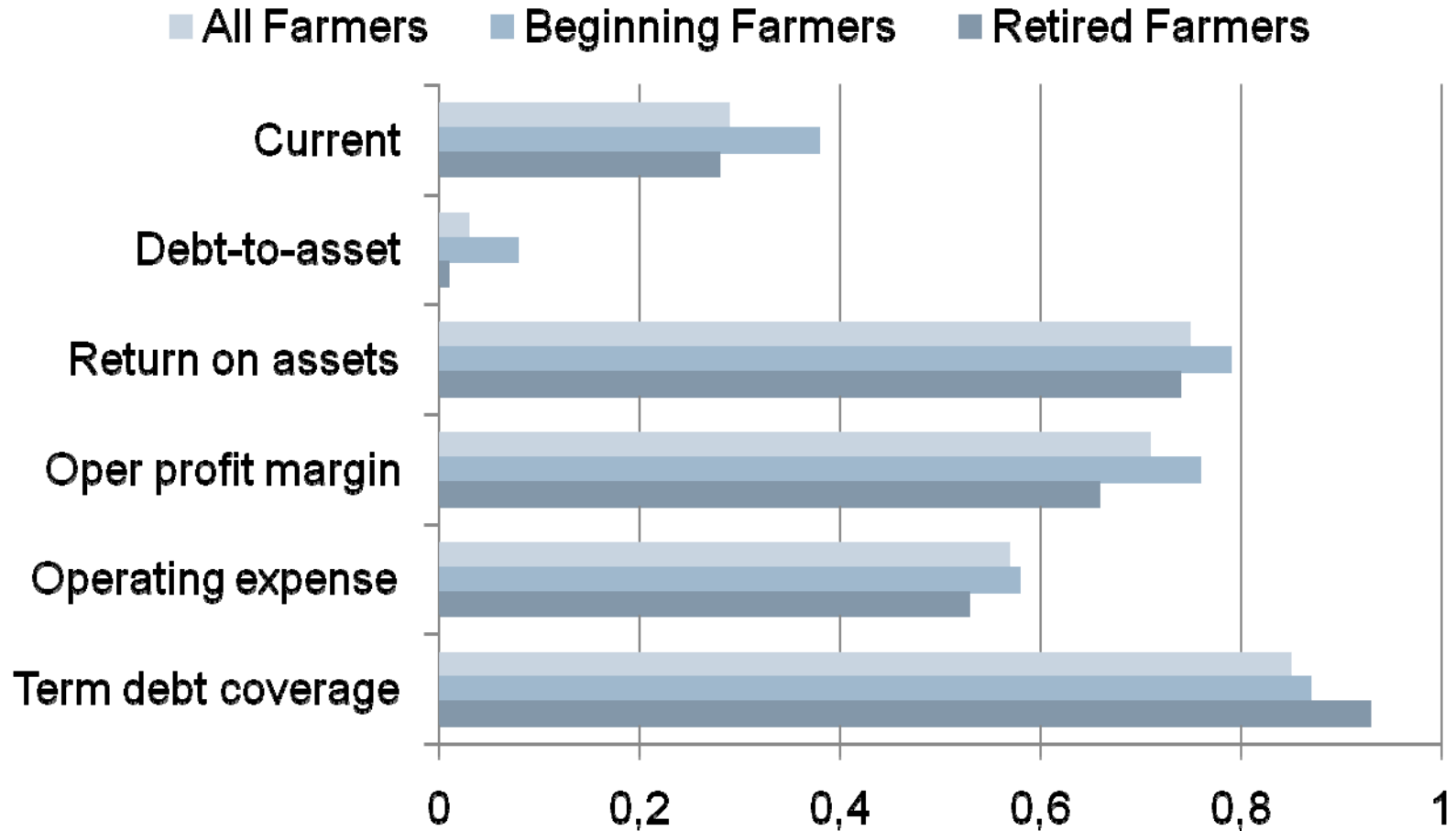


Financial ratios and critical zones

Financial Ratios	Financial Measures	Critical Zones
Current ratio	Liquidity	<1
Debt-to-asset ratio	Solvency	>55%
Return on assets ratio	Profitability	<1%
Operating profit margin ratio	Profitability	<10%
Operating expense ratio	Efficiency	>80%
Term debt coverage ratio	Repayment capacity	<1.1



Percent farms in the critical zone for the following financial ratios



Probit models

- ▶ **Dependent variables: critical zones for financial ratios**
 - ▶ Liquidity
 - ▶ Solvency
 - ▶ Profitability
 - ▶ Efficiency
 - ▶ Repayment capacity
- ▶ **Independent variables**
 - ▶ Age
 - ▶ Education
 - ▶ Household Size
 - ▶ Male
 - ▶ Livestock
 - ▶ Sole proprietors
 - ▶ Hobby farms
 - ▶ Gross Sales
 - ▶ Government Payments
 - ▶ Total Off Farm Income



Probit model summary results

- ▶ Farmers who are *less likely* to experience financial stress:
 - ▶ Older farmers and larger farms
- ▶ Farmers who are *more likely* to experience farm stress:
 - ▶ Hobby farms and livestock farms
 - ▶ During recession year
- ▶ **No significant effect**
 - ▶ Legal structure of the farm (sole proprietorship or not) and household size



Probit models by groups of farms

- ▶ Probit models predicting financial stress (financial ratios being in the critical zone)
- ▶ Analysis done for beginning farmers and retired farmers
- ▶ Seek to find differences between these two groups



Probit model summary results for beginning farmers

- ▶ For beginning farmers:
 - ▶ Fewer characteristics show significant influences.
 - Homogeneity of beginning farmers
 - ▶ Most of the personal and farm characteristics do not affect the probability of farmers experiencing liquidity and efficiency problems.
 - ▶ Hobby farms and farms with higher off-farm income generally do not have significant effects on the financial stress.



Probit model summary results for retired farmers

- ▶ For retired farmers:
 - ▶ Males are more likely to be in the critical zones for their profitability and efficiency ratios.
 - ▶ Being a hobby farm and receiving more total off-farm income generally do not have significant effects on the financial ratios being in the critical zones.
 - ▶ The dummy variables indicating prior years no longer have significant effects on the likelihood of farmers experiencing financial stress.



Conclusions and recommendations

- ▶ Research can help beginning farmer educational programs to:
 - ▶ Provide benchmark characteristics of beginning farmers
 - ▶ Better target the programs based on farmers' characteristics (demographics, enterprise choices, etc.)
 - ▶ Understand recent trends in establishing new farms (farm transfers)
 - ▶ Understand what predicts financial performance and stress
 - ▶ Provide specific recommendations based on what makes farmers successful



Thank you!

